

INSTRUCTION MANUAL

AK-11 Condenser Microphone



Please read the manual carefully before using the product

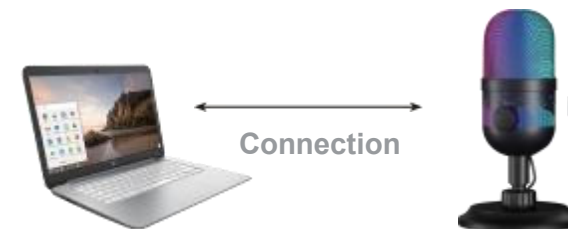
1.Product List



Volume adjustment
Short press to mute (bright pink light)
Long press to enter the game mode
(turn on noise reduction and turn
off real-time monitoring)
Double click to turn off the light.

-1-

2.Microphone Function

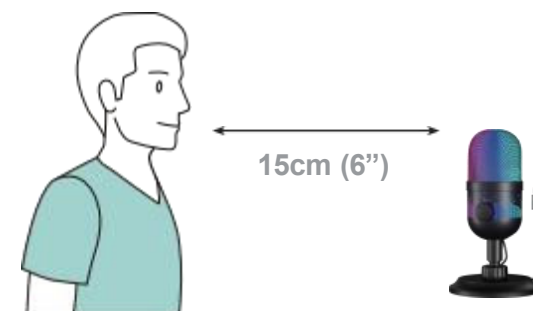


Computer

Microphone

2.Microphone Function

Positioning the microphone for vocals (Best recording distance)



-2-

3. Specification

Polar Pattern	Cardioid
Sensitivity	-33±2dB (1.5V , 680KΩ;0dB=1V/Pa, 1KHz)
S/N	>68dB
Frequency Response	100Hz-18000Hz
Output impedance	<2.2KΩ
Max.SPL	110dB
Connection	USB Plug

4. Setting

• MAC OS

1.Insert the free end of the included USB cable into the USB port on the computer. The Indicator light of the microphone will light up, indicating that the microphone is working. Your computer will automatically recognize the USB device and install the driver. But there may be no pop-up windows or messages.
2. Click on the Apple symbol at the top left of your screen, and select System Preferences.



-3-

3.Next, click Sound to display the Sound preference pane.



4.Click the Input tab and select the "USB LCS Audio" as the device for sound input , and adjust the input volume.



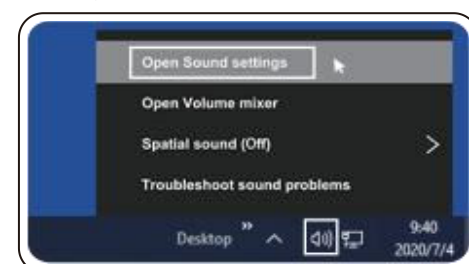
-4-

5.Click the output tab and make certain "USB LCS Audio" is selected as the default output device. (This should have happened automatically.), Then adjust the output volume.



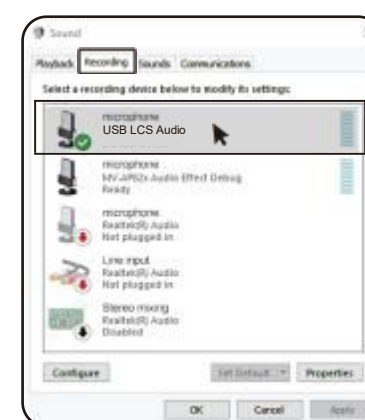
Windows

1.Input settings
Plug the USB cable into your computer. The mic's Indicator light will illuminate, mic come to the working status.
(1)Right-click the speaker icon at the bottom right of the screen and Click "Open sound settings".



-5-

(2) Select the recording tab, and then select "USB LCS Audio" As the default device. If there is no change, please reset the computer and reinsert the USB port.

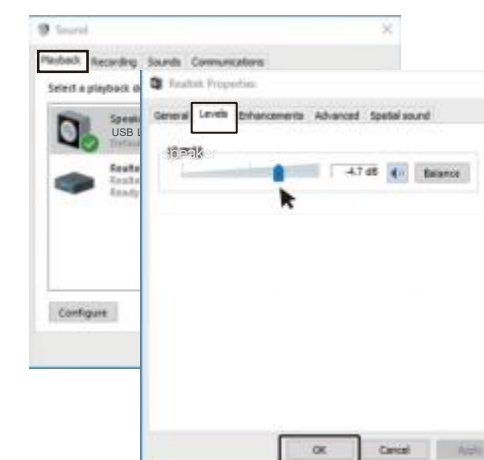


(3)Adjust input volume-Double click the "USB LCS Audio" to open the Microphone Properties window. (Note:Make sure that the microphone gain and headphone volume knob is not on the zero position.)



-6-

(2)Double click the speaker ("USB LCS Audio") is being used->Properties->levels->drag progress bar to adjust volume of output.



5. Customer Notice

Item model number: AK-11
Power supply symbol: DC5V
Rated supply voltage or rated supply voltage range: 5V
Rated current consumption or rated power consumption: 50mA
Output power: 0.5W

Safety warning

1. Do not disassemble the machine without permission.
2. It is strictly forbidden to use in water, exposure to sunlight or overheated environment; keep away from danger sources such as open flame and corrosion.
3. Using in a high temperature environment and cold weather will reduce the performance of the product.
4. Please use a charger that complies with safety regulations to charge.

-7-